

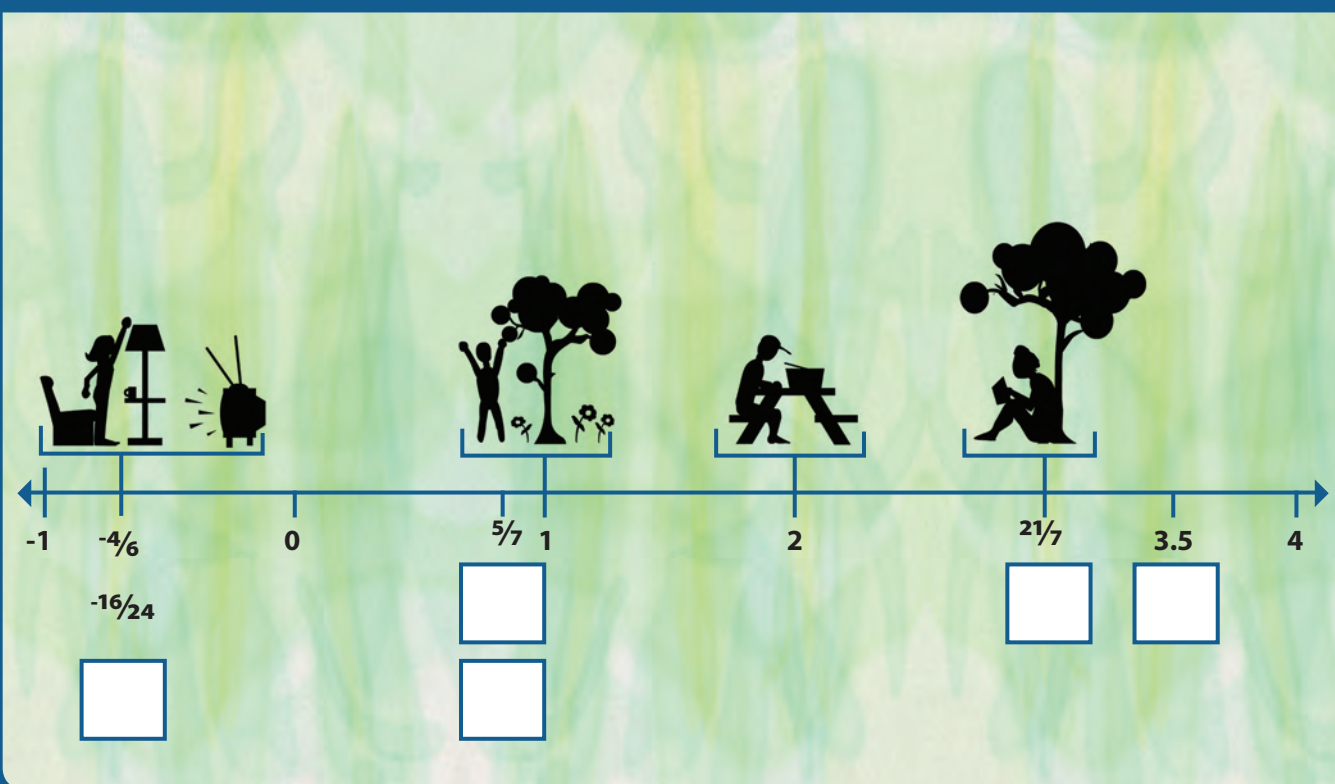


Number Rights Learner Guide

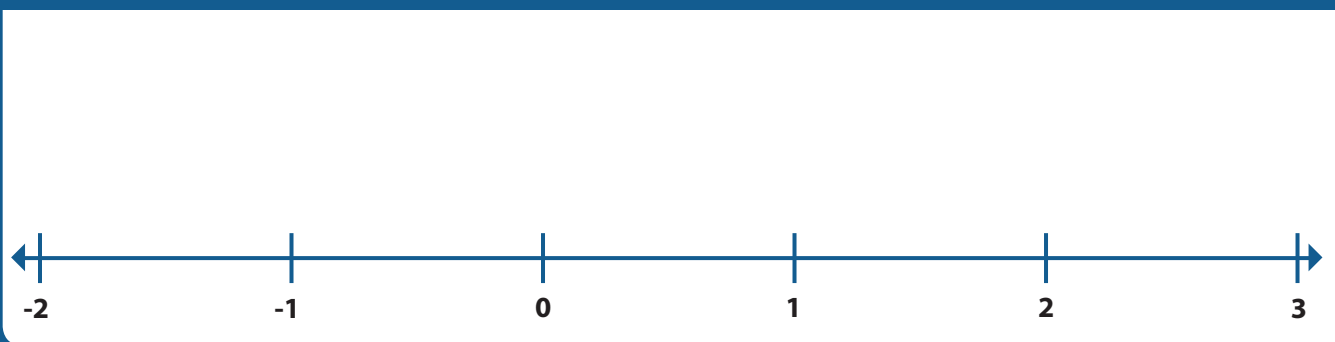


Watch the animation, *Number Rights*, and complete these activities. The animation and an instructor guide are available on iTunes U (search "Math Snacks") and at mathsnacks.org

1. In the Number Rights animation, the speaker, $\frac{1}{4}$, says that you can also call her $\frac{2}{8}$, $\frac{4}{16}$, or $\frac{7}{28}$. Write other names for the numbers in the boxes below the number line.



2. Shout from your desk, "A fraction or a decimal is just like any other number and deserves to be put on the number line!" Think of five fractions and five decimals and place them at the appropriate places on the number line below.



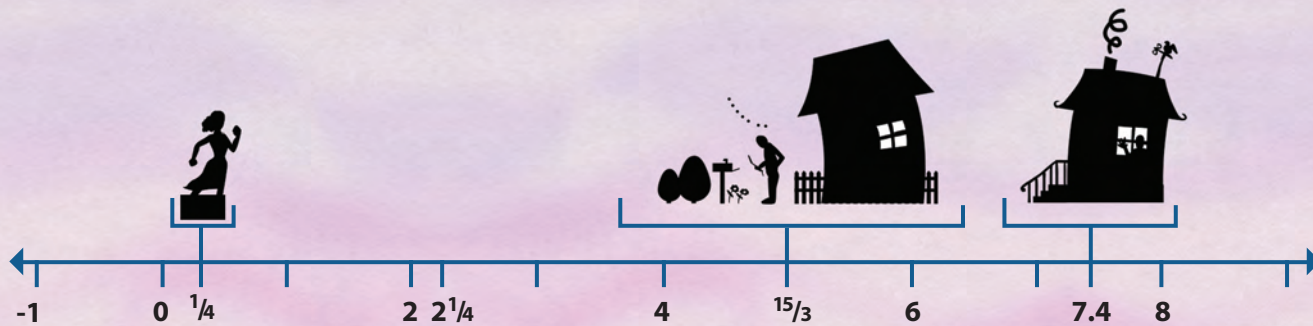
3. Look at the number line and answer these questions.

A. $1\frac{5}{3}$ is how many units to the right of 3?

B. What number is the same distance from 0 on the right-hand side of the number line as -1 is on the left-hand side?

C. What number is $2\frac{1}{2}$ units to the right of $\frac{1}{4}$?

D. Is the number 5 closer to the number $2\frac{1}{4}$ or to 7.4?



4. Why does the speaker in the *Number Rights* animation call zero “the hero of the number line”? In other words, why is zero so important on the number

5A. What is the highest point on the iceberg?

5B. At what depth is the iceberg the widest?

5C. What is the lowest point of the iceberg?

